



## My Acrylix™ Block Templates

The templates below are shown at 50% of their actual size.

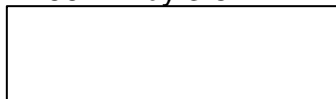
**Y1000** 1" by 1"



**Y1001** 1" by 1.5"




**Y1002** 1" by 3.5"



**Y1005** 1" by 6.5"




**Y1003** 2" by 2"



**Y1009** 2" by 3.5"




**Y1010** 2" by 6.5"




**Y1007** 2" by 11"




**Y1004** 2.5" by 2.5"




**Y1006** 3" by 3"



**Y1008** 4" by 4"



**Y1011** 4.5" by 6.5"



1. Print out on a clear transparency or vellum.
2. Place template over the largest image in the stamp set to choose a block size.
3. NOTE: Images in the catalog are shown at 50% size, so these templates are also 50% size.

Compliments of Linda Harrison  
Independent Close To My Heart Consultant  
[www.stampsforthememories.com](http://www.stampsforthememories.com)  
810-231-1814 dotsaddict@aol.com